


## PMC-2021






## PMC-2021

### High Power Reed Switch

Electrical Characteristics		@ 25 °C
Contact form		A
Contact material		Ru
Contact rating max.	W / VA	50
Switching voltage max.	VDC	200
	VAC	250
Switching current max.	A	1.5
Carry current max.	A	2
Breakdown voltage min.	VDC	400
Contact resistance max. (initial)	mΩ	100
Insulation resistance min.	Ω	10 <sup>10</sup>

Features
➤ Form A switch (normally open type)
➤ Mains voltage type
➤ Perfectly suited for industrial applications
➤ Various sensitivity ranges available

Magnetical Characteristics (of unmodified Reed Switch)		@ 25 °C
Pull in range available	AT	25 - 40
Drop out min.	AT	5
Test coil	TC	020
Test equipment tolerance	± AT	2

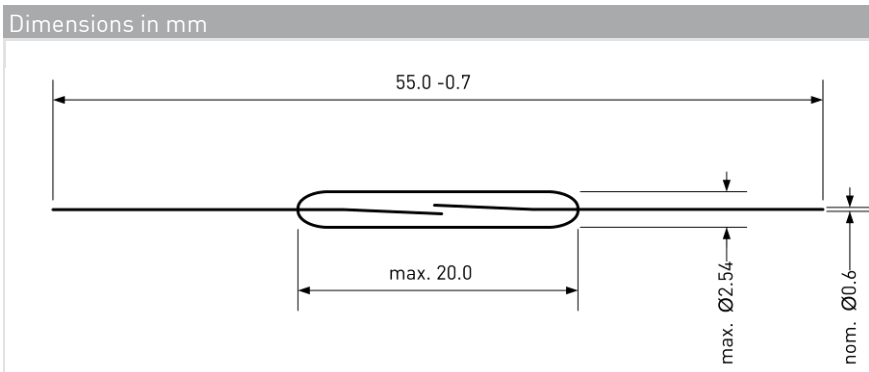
Approvals




Operating Characteristics		@ 25 °C
Switching frequency max.	Hz	300
Resonant frequency typ.	Hz	2600
Operate time max. (incl. bounce)	ms	1
Release time max.	ms	0.4

Environmental Characteristics	
Operating temperature	°C -60 to +125
Vibration (50-2000 Hz)	g 20
Shock (1/2 sin 11 ms)	g 50

Life Expectancy			
Resistive load	Voltage	Current	Operations
	30 VAC	1,5 A	4 x 10 <sup>6</sup>
	230 VAC	0,2 A	3 x 10 <sup>7</sup>

Ordering Information	
Packing Unit	1000 pcs
Weight per piece	0.36 g
Weight per package	420 g
Standard AT ranges	
	25 to 30 AT
	30 to 35 AT
	35 to 40 AT



Ordering example  
 PMC-20212530 describes PMC-2021 with 25 to 30 AT.

© PIC GmbH